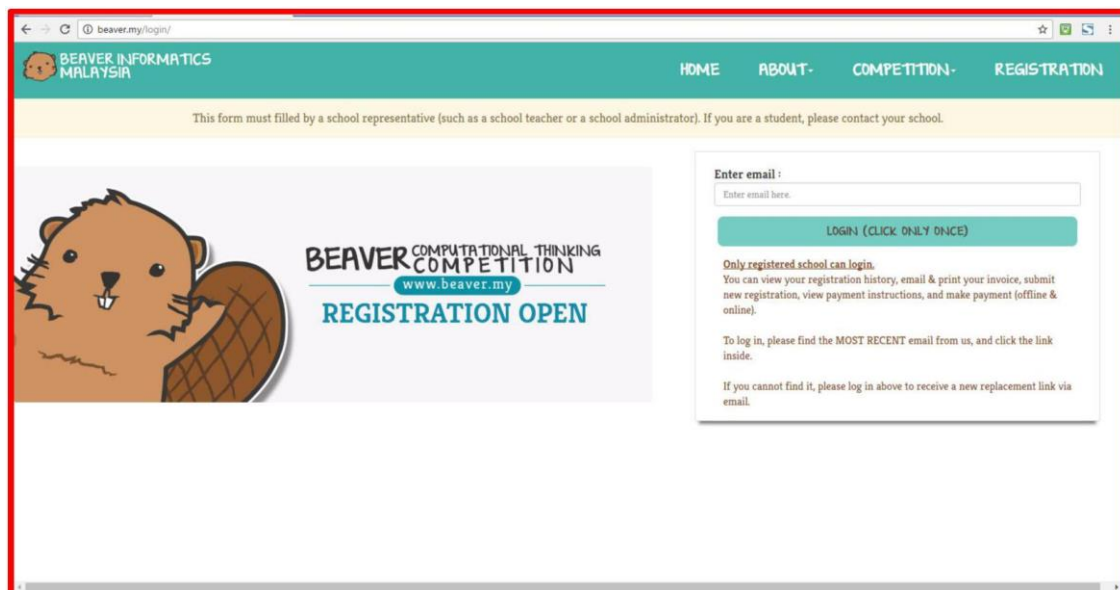


## Manual Guideline For First Time Register

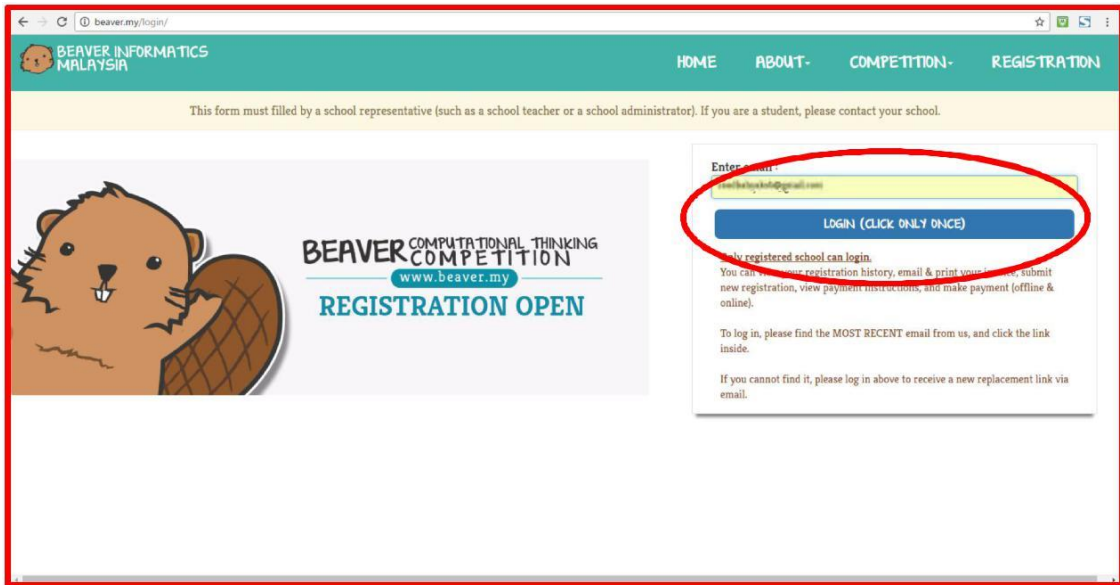
- 1) Go to [www.beaver.my](http://www.beaver.my)
- 2) Click "Registration Now" Menu



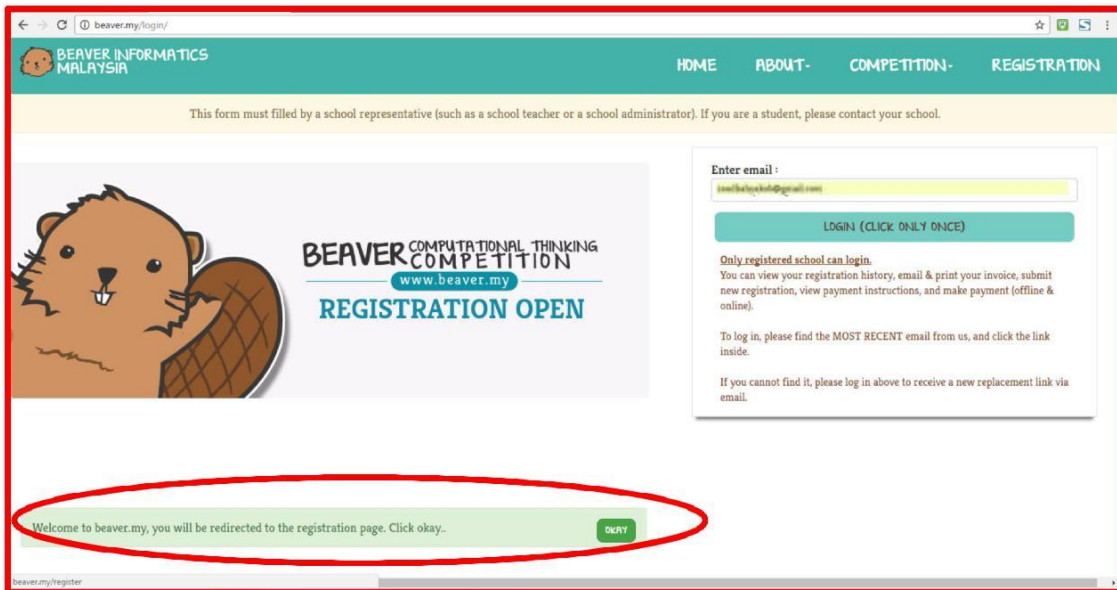
- 3) The "Log In" page appear.



4) Enter your email and click log in



5) This warning will pop up after click "LOGIN". Then, click "OKAY" to continue



6) In the next page, a form will appear for you to register your school. Fill in your school details, Teacher's Details and Participants (\*fill in the number of students only).

## REGISTRATION

COMPETITION DATE: 16 & 17 APRIL 2018

At this stage you don't have to provide the participants' names, but only the number of participants for each category.

The participants are only required to fill in their names once they log in into the contest system during the competition period.

### School Details

This form must filled by a school representative (such as a school teacher or a school administrator). If you are a student, please contact your school.

\* School Name

\* Address

\* Postcode

\* City

\* State

\* Phone

Fax

### Teacher's Details

Please fill in the details of the person in charge. The contest instructions will be provided to this teacher a few days before the competition.

\* Title

\* Name

\* Mobile

\* Email

### Participations

Please fill in the number of students for each category. The fee is RM31.80 per student.

Ecolier (Year 1 - 4)

Benjamin (Year 5 & 6)

Cadet (From 1 & 2)

Junior (Form 3 & 4)

Student (Form 5 & 6)


Fees


GST (6%)

Total+GST

**Note: This section is auto generate. Just click on the "Fees" box, then, the amount will display.**

FOLLOW US ON

 BeaverMalaysia

 @beavermalaysia

©

7) After completing the form, click "NEXT".

## REGISTRATION

COMPETITION DATE: 16 & 17 APRIL 2018

At this stage you don't have to provide the participants' names, but only the number of participants for each category.

The participants are only required to fill in their names once they log in into the contest system during the competition period.

### School Details

This form must filled by a school representative (such as a school teacher or a school administrator). If you are a student, please contact your school.

\* School Name

\* Address

\* Postcode

\* City

\* State

\* Phone

Fax

### Teacher's Details

Please fill in the details of the person in charge. The contest instructions will be provided to this teacher a few days before the competition.

\* Title

\* Name

\* Mobile

\* Email


### Participations


Please fill in the number of students for each category. The fee is RM31.80 per student.


Ecolier (Year 1 - 4)	<input type="text" value="10"/>
Benjamin (Year 5 & 6)	<input type="text"/>
Cadet (From 1 & 2)	<input type="text"/>
Junior (Form 3 & 4)	<input type="text"/>
Student (Form 5 & 6)	<input type="text"/>

Fees	<input type="text" value="MYR 300.00"/>
GST (6%)	<input type="text" value="MYR 18.00"/>
Total+GST	<input type="text" value="MYR 318.00"/>

FOLLOW US ON

 BeaverMalaysia

 @beavermalaysia



8) After that, this page will appear. You may check the details that you have filled in before. If there are any changes, you can click “EDIT” to edit the details.

**REGISTRATION**

School Details

School Name: SMK AIDAN  
 Address: 100-1  
 City: SETAPAK  
 State: KUALA LUMPUR  
 Phone: 0941437672  
 Fax: 0341490572

Teacher Details

Teacher Title: Mr.  
 Teacher Name: AHMAD NUBLI  
 Mobile: 012356789  
 Email: [ahmadnubli@gmail.com](mailto:ahmadnubli@gmail.com)

Participations

Ecolier (Year 1 to 4): 10

EDIT CONFIRM

FOLLOW US ON

BeaverMalaysia  
 @beavermalaysia

9) If all the details are correct, click “CONFIRM” to confirm the detail.

10) After that, this page will appear.

Login as Mr.Ahmad Nubli , (SMK AIDAN) LOGOUT

Registration History Payment Instructions New Registration

- This page shows your registration history, by date (the most recent registration is shown on top).
- Once you have made payment, please choose the payment method.
- If any of these registrations is invalid, please CANCEL it.

Registration Date	No. Of Participants	Pay Offline	Pay Online	Payment Method	Status
23-Feb-2017	Ecolier - 10 Benjamin - 0 Cadet - 0 Junior - 0 Student - 0	View Invoice: 000017 * Refer to the payment instructions	Click here to pay online * Refer to the payment instructions	Please Choose ( ) <input type="radio"/> I haven't paid yet <input type="radio"/> I have paid Online <input type="radio"/> I have paid Offline and emailed the payment slip	Pending Payment <a href="#">Cancel Registration</a>

FOLLOW US ON

BeaverMalaysia  
 @beavermalaysia

11) In here, you can check:

I. Registration Date

II. No. Of Participants

III. Pay Offline (\* you can view your invoices)

IV. Pay Online (\* click the link there, to pay online) -> Blue box

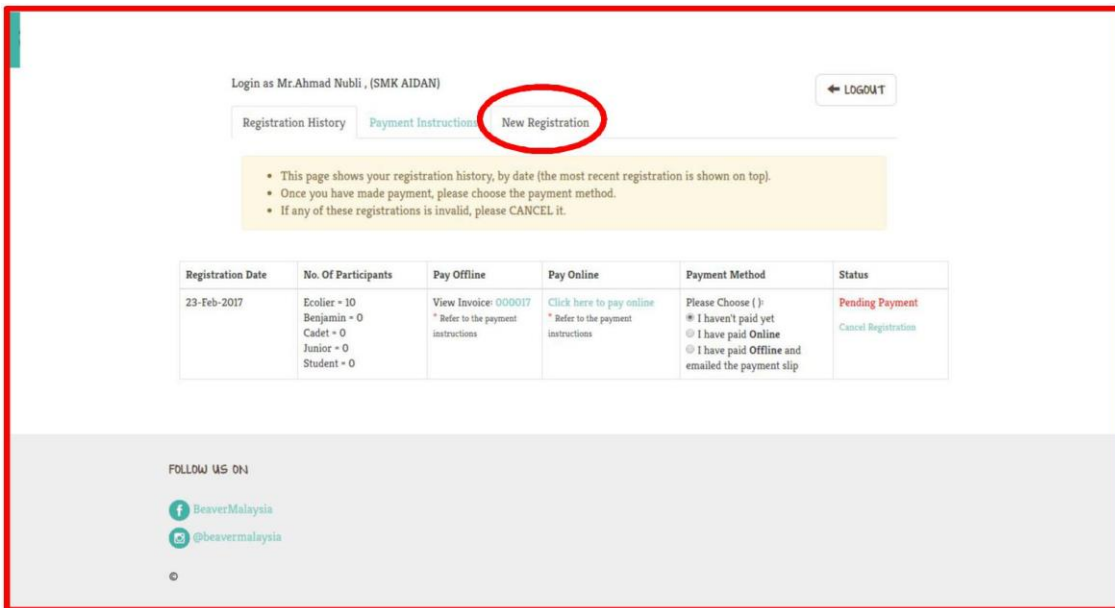
V. Payment Method and

VI. Status (\* it will display your status payment).

\*\*\*If you didn't understand about the payment, you can refer to Payment Instruction. Below:

11.VI) Payment Instruction

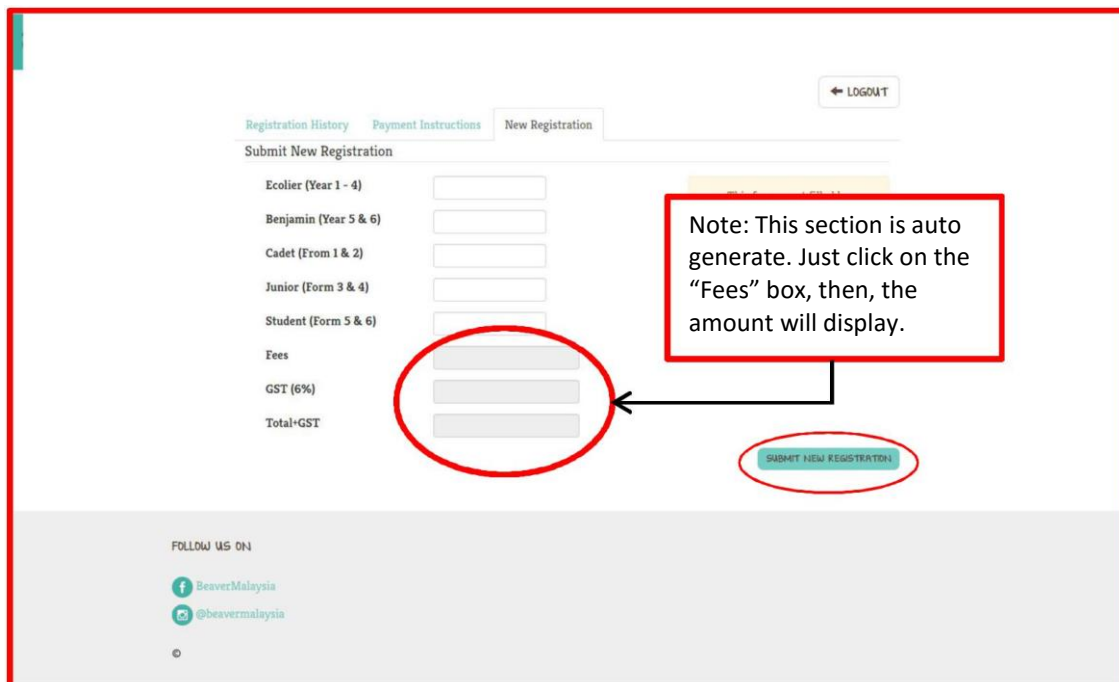
12) Then, you click back to “Registration History” page. Here, you may log out or if you want to add more participants, click “NEW REGISTRATION”



13) The form for New Registration will appear.

\*\*\*If you want to add the participants, just fill in the new number of participants.

14) Then, click “SUBMIT NEW REGISTRATION”



15) Otherwise, you can log out. Thank you :)